



Poupelin ▸ Les Fiches Techniques
BORDURES & JOINTS de DILATATION

Joint de dilatation en pavés




possibilité de mélanger les 2 dimensions

Bordure moulurée 10 Kg




aspect pierre

Bordure arrondie 10 Kg



aspect pierre

Bordures anciennes 8/20 Kg



aspect pierre

